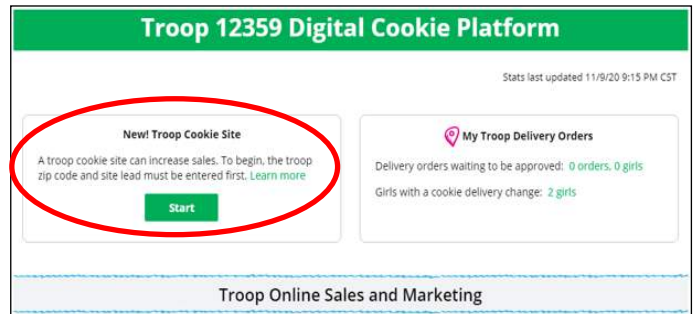


## Troop Cookie Links

When you set up your Troop Link site, there will be two links you can use. These links will let your troop reach new customers in your local community and beyond.

**1** The first time you log in to your volunteer role in Digital Cookie, you will see a place to begin the setting up your troop link. Click “Start.”



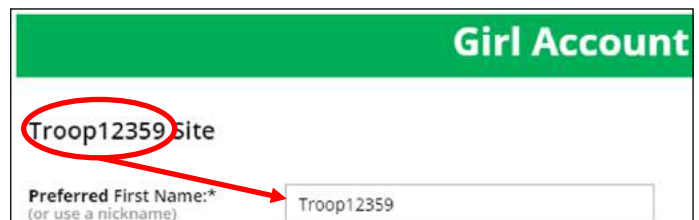
**2** Enter a zip code that is representative of the majority of the girls in your troop and use the “Troop site lead” drop down to choose who will be responsible for working with the girls in the troop to set up their site and approving orders.

**3** The volunteer you selected can now login to Digital Cookie, select the “parent” role, and select the Troop as one of their Girl Scouts from the drop down at the top of the page.

- Digital Cookie and eBudde will treat the troop as a “Girl Scout” and the TCPC as the “Parent.”
- Volunteers who are also Girl Scout caregivers should make sure they’ve selected the correct “Girl Scout” when editing their girl’s or troop’s Digital Cookie sites.

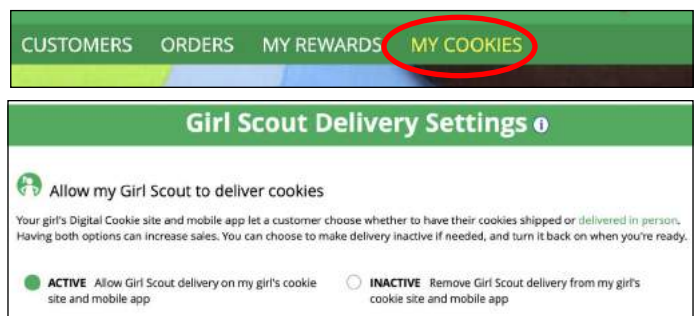


**4** Complete the registration process as if the troop were a new girl by signing the Terms & Conditions statements and Girl Pledge, plus registering her name. It is important to leave the Preferred First Name as it appears so that your Troop URL is correct.



**5** Use the “[Site Setup](#)” to work with the girls in the troop to create their message and photo/video.

**6** Go to the “My Cookies” tab and select “Active” under “Allow my Girl Scout to deliver cookies.” This allows Digital Cookie to create your Troop Cookie Link.



Once the site is published, the troop will have two links to use if they wish. All packages sold through the troop links will need to be allocated to the troop's Girl Scouts in order for the girls to get credit toward their total packages achieved and rewards earned. See page 23 of the [2022 Troop Cookie Guide](#) for instructions.



## Troop Cookie Link

This link will function the same as any girl in the troop's link with Shipping, Donation, Delivery and In Hand (on the app) as options that customers can use. You can turn Delivery off for the troop link the same way a caregiver can turn delivery off for her Girl Scout.

The Troop Cookie link is available to copy and share and even has a QR code that can be shared.

## Troop Shipped Only Link

If your troop wants to use a shipped/donated only link, you can find this beneath the Troop Cookie Link. If you click on it, you will see the full URL and QR code for this link.

This link only allows customers to purchase Shipped and Donated orders. This link will be sent to the Cookie Finder on February 18. Once your site is set up and published, there is nothing additional you will need to do in order to have your Troop Ship Only link appear to customers coming to the Cookie Finder to find a troop near them to purchase cookies from.

All purchases on either Troop Link will appear in eBudde on the Troop Girl in the Girl Orders page.

## Council Map

Want to use your troop link to reach more cookie customers? This year, troops have the option to have their troop Digital Cookie link included on a searchable map on [www.gsok.org](http://www.gsok.org). Customers can search by zip code and purchase cookies to be shipped to them or donated through Operation Salute.

Troops using [this form to opt in](#) to this opportunity will be added to the map on a bi-weekly basis beginning the week of January 10, 2022.

Questions? Email [productprogram@gsok.org](mailto:productprogram@gsok.org).